

# ROYLITE


## ROY STAGE LIGHT CO.,LIMITED

Add: No.4 Dayang Road,Tanbu town,Huadu District,GuangZhou City,China  
 Tel / WhatsApp / Wechat : +86 137 1912 2593    www.roylite.com    sales@roylite.com

### CATALOG

MODEL	NAME	SPECIFICATIONS	PICTURE
R-MB300	<b>Sharp Beam 300</b>	<b>Osram HRI 251W Bulb</b> , beam angle 0 - 2°, 3 prism wheels, 1pcs 8-facet circular prism,1pcs 6-linear prism,1pcs 8+16 double circles prism. 14 colors and 17 gobos. 10m - 400000 lux,beam lens diameter 152mm	
R-MB400	<b>Sharp Beam 400</b>	<b>Osram HRI 311W Bulb</b> , beam angle 0 - 2°, 14 colors, 17 metal gobos. 3 prism wheels, 1pcs 8-facet circular prism,1pcs 6-linear prism,1pcs 8+16 double circles prism,10m - 450000 lux,beam lens diameter 160mm	
R-MB500	<b>Sharp Beam 500</b>	<b>Osram HRI 421W Bulb</b> , Suitable for big event,beam angle 0 - 2°, 16 colors, 17 metal gobos. with 3 types of prisms. 10m - 700000 lux,beam lens diameter 185mm	
R-BSW371	<b>Beam Spot Wash 371</b>	<b>Osram HRI 371W Bulb</b> ,Beam angle 1.5° - 40° zoom,8-facets circular prism and 6 linear prism.1 color wheel,1 rotate gobo wheel,1 fixed gobo wheel,1 animation gobo wheel	

R-LMB200	<b>LED Beam 200w</b>	This is a LED based Moving head beam light, beam angle 0 - 2°, 14 colors and 17 gobos, 8-facet circular prism, high brightness Moduled 200w white LED, lifetime is 30000 hours. 10m-180000 lux, beam lens diameter 160mm	
R-LMB500	<b>LED Beam 500w</b>	Pro module 500w white LED, 14 color filters and 17 gobos, 2 prism plates, LED lifetime is 30000 hours, beam diameter 180mm	
R-BSW250	<b>LED Beam Spot Wash 250w</b>	This is a 250w LED Moving head, Beam spot wash 3 in 1, Beam angle 4 - 35°, 9 color filters, 10 fixed gobos and 7 rotate gobos, 3 facets circular prism.	
R-BSW400	<b>CMY Beam spot wash 400w</b>	Beam spot wash 3 in 1 moving head, with a 400w white LED engine, Beam angle zooming 4° - 35°, with CMY + CTO color mix system. 1 color wheel, 1 fixed gobo wheel, 1 rotate gobo wheel, 1 prism	
R-BSW500	<b>LED Beam spot wash 500w CMY</b>	This is LED based beam spot wash 3 in 1 moving head, with a 500w white LED engine, Beam angle zooming 3.5° - 50°, with CMY color mix system. 1 fixed gobo wheel, 1 rotate gobo wheel, 1 color wheel + CTO, 2 prism plates	

R-BSWF600	<b>LED Framing 600w</b>	with Pro Module LED 600w engine,beam angle zooming 6° - 48°,CMY Colormix system . 4 individual framing shutters/blades.1 fixed gobo wheel,1 rotate gobo wheel,1 color wheel + CTO,2 prism plates	
R-BSWF800	<b>LED Framing 800w</b>	with Pro Module LED 800w engine,beam angle zooming 6° - 48°,CMY Colormix system . 4 individual framing shutters/blades.1 fixed gobo wheel,1 rotate gobo wheel,1 color wheel + CTO,2 prism plates	
R-SE3740	<b>LED Spin Eye 37 x 40w</b>	37pcs 40w RGBW 4 in 1,angle 4° - 55° , lens rotate to make kaleidoscope effect , each LED control separately.Low noise fan cooling !	
R-SE1940	<b>LED Spin Eye 19 x 40w</b>	19x40w RGBW 4 in 1 LEDs, beam angle linear zooming 4° - 60° ,lens rotationable,each LED control separately, Low noise fan cooling	
R-SE740	<b>7x40w Spin Eye</b>	7x40w RGBW 4 in 1 LEDs,beam angle 4°-60° ,each LED control separately,Lens rotation, Low noise fan cooling	

R-LMM25	<b>LED Moving Matrix 5 x 5</b>	25 x 20w RGBW 4 in 1 LEDs,beam angle 6°, each LEDs control separately,Pan tilt unlimited movements. Low noise fan cooling	
R-LBW37	<b>37 x 15w LED Beam and Wash</b>	high quality RGBW 4 in 1 LEDs, each LED power 15w, 37pcs such LEDs separated as 4 circular pixels.Beam angle linear zooming from 8° - 54°,give narrow beam wash and wide angle wash effect, Low noise fan cooling	
R-LBW19	<b>19 x 15w LED Beam and Wash</b>	19 x 15w RGBW 4 in 1 LEDs,Beam angle zoom 8° - 54°,both beam and wash effect,3 phase motor,25 DMX channels,Low noise fan cooling	
R-LMB560	<b>LED Moving Bar 5 x 60w</b>	Front : RGBW 4 in 1 LED 60w x 5pcs, back : strobe LED 42x 3W White + 84x 0.3W RGB .Beam angle linear zooming 4° - 45°,pan tilt 360 degree infinite rotating, Low noise fan cooling !	
R-SE1940IP	<b>LED Spin Eye 19 x 40w IP</b>	19 x 40w RGBW 4 in 1,angle 7° - 45°, gives color beam and big angle wash effect, lens rotate to make kaleidoscope effect , each LED control separately.outdoor waterproof IP65 !	

R-SE760IP	<b>LED Spin Eye 7 x 60w IP</b>	7 x 60w RGBW 4 in 1,angle 4° - 55°, gives color beam and big angle wash effect, lens rotate to make kaleidoscope effect , each LED control separately.outdoor waterproof IP65 !	 <p>IP65</p>
R-MPZ60	<b>Mini LED Profile Zoom 60w</b>	mini compact body,Color temp 3200k or 5600k optional , super silent fan with copper liquid cooling,clear spot cut edge,high bright even spot,flicker free for Camera, Beam angle : 15°-30°	
R-P200/300	<b>LED Profile 200w / 300</b>	LED 200w or 300w Color temp 3200k or 5600k optional , super silent fan with copper liquid cooling,clear spot cut edge,high bright even spot,flicker free for Camera,support RDM.Beam angle : 19°/26°/36°/50° Silent operation	
R-PZ300	<b>LED Profile Zoom 300</b>	LED 300w,Color temp 3200k or 5600k optional , Beam angle zoom 19° - 36°,super silent fan with copper liquid cooling,clear spot cut edge,high bright even spot,flicker free for Camera.	
R-P600	<b>LED Profile 600CT</b>	Color temp 3000k - 6000k linearly controlled by one DMX channel, super silent fan with copper liquid cooling,clear spot cut edge,high bright even spot,flicker free for Camera,support RDM.	

R-LFL	<b>LED Fresnel 300w</b>	single 300w LED, warm white 3200K or cool white 5600K for options,Beam angle: 19° - 50° , Silent operation	
R-LFIP	<b>LED Fresnel Spot IP</b>	this is a waterproof LED fresnel light, with high quality single 150w / 200w LED, warm white or RGBW for options. beam angle 15° , super smooth 16-bit dimming .CRI>90	
R-LVP	<b>LED Video Panel Light</b>	this is a LED video panel light, with high quality White LED 384pcs, warm white 3200k or cool white 6500k for options. super smooth 16-bit dimming .CRI>90. without fan noise,flicker free for camera.	
R-LFS460	<b>LED Follow Spot 460w</b>	LED 450w,6500K,CRI>90,shooting 150m,clear edge,even spot,5-colors color wheel,5-gobos gobo wheel, beam angle zooming 10° - 65°	
R-FS350	<b>Follow Spot 350w</b>	with MSD 17R 350w bulb 7500k,shooting 300m,instored 5 colors, (red,green,blue, yellow,orange),color temp include 5800k,4600k,3200k.DMX controllable	

R-LBU3	<b>Battery LED Uplight 3pcs</b>	this is a LED battery Uplight,3pcs 12w RGBWA+UV 6 in 1 LEDs,beam angle 25°,mobile APP, wireless DMX,remote,3 control ways, up to 8 hours working time.	
R-LBU6	<b>Battery LED Uplight</b>	6pcs 12w RGBWA+UV 6 in 1 LEDs,beam angle 25°,mobil APP, wireless DMX,remote,3 control ways, Battery last time : full on 3 hours, colors running 6 hours, single color 8 hours	
R-LBZ640	<b>LED Rotate Bar Zoom 6x40w</b>	Tilt moving 260°, beam angle 5°- 35°, with 6pcs 40w RGBW 4 in 1 LEDs, each LED pixel control,special designed optics make it very bright beam&wash,Low noise fan cooling !	
R-LBZ1240	<b>LED Rotate Bar Zoom 12 x 40w</b>	this is a LED rotate bar with zoom light, Tilt moving 260°, beam angle 5°- 35°, with 12pcs 40w RGBW 4 in 1 LEDs, each LED pixel control,special designed optics make it very bright beam&wash, Low noise fan cooling	
R-LBZ1060	<b>LED Rotate Bar Zoom 10 x 60w</b>	Tilt moving 260°, 10pcs 60w RGBW 4 in 1 LEDs, beam angle 4°- 60°,each LED pixel control,with small LED ring RGB + warmwhite ,Low noise fan cooling !	

R-LSL1000	<b>LED Strobe Light 1000</b>	RGB plate: 160w 96 pixels, center white LEDs (with tube lens): 250w 32 pixels, Low noise fan cooling.	
R-LP18	<b>LED Par 18</b>	18 x 10w RGBW 4 in 1 LEDs, Beam angle 25°, or 15°, 40°, smooth dimming, CTO 3000K - 6500K, Low noise fan cooling.; Optional: 18x12w RGBWA+UV 6 in 1 LEDs	
R-LP24	<b>LED Par 24</b>	24 x 10w RGBW 4 in 1 LEDs, Beam angle 25°, or 15°, 40°, smooth dimming, CTO 3000K - 6500K, Low noise fan cooling.; Optional: 24x12w RGBWA+UV 6 in 1 LEDs	
R-LPZ19	<b>LED Par Zoom 19 x 15w</b>	This is a LED par light with zoom, 19pcs 15w high power LEDs, RGBW 4 in 1, beam angle zooming 10° - 60°, Low noise fan cooling	
R-LPZ18	<b>LED Par zoom 18 x 10w</b>	18 x 10w RGBW 4 in 1 LEDs, Beam angle zoom 8° - 45°, 9 DMX channels, smooth dimming. Low noise fan cooling	



R-LSP	<b>18x10w LED Slim Par</b>	18 x 10w RGBW 4 in 1 LEDs,Beam angle 25° or 40°,silent without fan,smooth dimming,CTO 3000K - 6500K. Optional: 18x12w RGBWA+UV 6 in 1 LEDs	
R-COB200	<b>200w COB LED Blinder light</b>	LED 200w,warmwhite or cool white,beam angle 60° ,powercon in/out, DMX XLR in and out. Low noise fan cooling	
R-COB450	<b>COB Par Blinder 4 x 50w</b>	this is a LED par blinder, with COB 50w LED 4pcs, beam angle 45° , warm white or cool white LED for option.Low noise fan cooling !	
R-COB2E	<b>LED Blinder 2 x 100w</b>	this is a 2 eyes LED blinder, with 2pcs COB LED, each LED 100w,beam angle 60° , warm white or cool white. Low noise fan cooling	
R-WB4	<b>COB Blinder 4 x 100w</b>	this is a high power blinder light with 4pcs LEDs,each 100w total 400w, warm white or cool white.each LED control separately. Low noise fan cooling	

R-LBZ	<b>LED Blinder with ZOOM</b>	This is a LED blinder,use COB LED 200w , warm white or cool white,beam angle linear zooming by DMX from 15 to 60 degrees. Low noise fan cooling	
R-LPW18	<b>18 x 10w LED strip</b>	18 x 10w RGBW 4 in 1 LEDs,Beam angle 25° or 40°,each LED control separately,1 meter length, Low noise fan cooling	
R-BWL6	<b>Battery LED Waterproof Par 6pcs</b>	this is a LED battery Uplight for outdoor,6pcs 12w RGBWA+UV 6 in 1 LEDs,beam angle 25° or 40°,mobile APP, wireless DMX,remote,3 control ways, up to 8 hours working time.	
R-BWL12	<b>Battery LED Waterproof Par 12pcs</b>	this is a LED battery Uplight for outdoor,12pcs 12w RGBWA+UV 6 in 1 LEDs,beam angle 25° or 40°,mobile APP, wireless DMX,remote,3 control ways, up to 8 hours working time.	
R-BLS9	<b>Battery LED Strip 9pcs IP</b>	this is a LED battery Strip for outdoor,9pcs 12w RGBWA+UV 6 in 1 LEDs,beam angle 25° or 40°,mobile APP, wireless DMX,remote,3 control ways, up to 8 hours working	




R-WB4IP	<b>warm blinder 4 x 100w IP</b>	4x100w COB LEDs, warm white 3200K, beam angle 60°, each head manual pan adjust 0-24°,IP65 waterproof	
R-LWB200	<b>LED Waterproof Blinder 200w</b>	this is a waterproof LED blinder light ,with 4pcs 50w white LEDs,warm white or cool white optional,super well heat sink to assure long lifespan of the LEDs, beam angle 45°.	
R-WB200IP	<b>COB blinder 2 x 100w IP</b>	COB LED 2 x 100w, warm white or cool white,beam angle 60° and 30°,IP65 waterproof.	
R-PWW18	<b>18x10w LED Pixel strip waterproof</b>	18 x 10w RGBW 4 in 1 LEDs,Beam angle 25°,40°, each LED control separately,IP65 waterproof,1 meter length	
R-PWW14	<b>14x30w LED Pixel strip waterproof</b>	14 x 30w RGBW 4 in 1 LEDs,Beam angle 25°,40°, each LED control separately,IP65 waterproof,1 meter length	

R-PWW1050	<b>LED Pixel Strip 10 x 50w IP</b>	this is a Pixel mapping waterproof LED strip light, with 10pcs 50w RGBW 4 in 1 LEDs, each LED control separately, beam angle 25°, or 40° for option. <b>big single lens ,diameter 69mm.</b>	
R-WWP7	<b>LED Waterproof Par 7pcs</b>	7 x 10w RGBW LEDs , super well heat sink to assure long lifespan of the LEDs, beam angle 25°, 40°, for options.	
R-WWP18	<b>LED Waterproof Par 18</b>	18 x 10w RGBW 4 in 1 LEDs,Beam angle 25°,40°, CTO 3000K - 6500K,smooth dimming.Optional: 18x12w RGBWA+UV 6 in 1 LEDs version	
R-WWP12	<b>LED Waterproof Par 12pcs</b>	12 x 10w RGBW LEDs,super well heat sink to assure long lifespan of the LEDs, smooth dimming,beam angle 15°, 25°,40° for options. <b>true 1 connectors</b>	
R-WP1415	<b>LED Waterproof Par 1415</b>	14pcs 15w RGBW LEDs,high quality optics lens, CTO 3000K - 6500K,smooth dimming,beam angle 25°,40° for options.waterproof powercons	

R-WWP24	<b>LED Waterproof Par 24pcs</b>	24x10w LEDs RGBW,super well heat sink to assure long lifespan of the LEDs, CTO 3000K - 6500K,smooth dimming,beam angle 25°, 40°, for options. <b>true 1 connectors</b>	
R-LS200IP	<b>LED Strobe 200IP</b>	864pcs 0.3w RGB 3 in 1 LEDs,72 pixels separately.Total LEDs power 200w,True 1 connetor in and out.	
R-LS450IP	<b>LED Strobe 450IP</b>	White LEDs (with tube lens): 108pcs 1w white LEDs,18 pixels. RGB panel : 1296pcs 0.3w RGB 3 in 1 LEDs,18 pixels .Total LEDs power 450w,True 1 connetor in and out	
R-LRS1000	<b>LED Rotate Strobe 1000IP</b>	White LEDs (with tube lens): 96pcs 5w white LEDs,8 pixels . LED panel : 504pcs 0.5w RGB 3 in 1 LEDs,24 pixels .Total LEDs power 800w,True 1 connetor in and out	
R-LSB420IP	<b>LED Strobe Bar 420IP</b>	672pcs 0.5W RGB LEDs,center line 112pcs 3W White LEDs,with <b>electronic frost</b> ,waterproof IP65	

R-LSB700IP	<b>LED Strobe Bar 700IP</b>	White LEDs (with tube lens): 288pcs 3w white LEDs,48 pixels . RGB panel: 576pcs 0.5w RGB 3 in 1 LEDs,96 pixels .Total LEDs power 700w,True 1 connetor in and out	
R-LWC550	<b>LED Wash Flood Color 550</b>	40pcs 15w LEDs, each LED has RGBW 4 colors, beam angle 25° or 40°,IP65 waterproof. with IP Powercon True 1 input and output.waterproof fan cooling.	
R-DS8	<b>DMX Splitter 8 ways 1U</b>	110v or 220v, 8 ways DMX splitter,1U,DMX signal isolated electrically,channel independently	
R-DS6	<b>DMX Splitter 6 Bundled</b>	this is a electric isolated DMX splitter 6ch in bundled, 1 in 6 out , 3pin or 5pin optional.	
R-ADS	<b>Artnet - DMX splitter 1U</b>	this is an Ethernet to DMX bi-directional converters. It provides 8 ways bi- directional conversions from ArtNet to DMX512. The equipment with high speed ARM processors, follow the ArtNet protocol standard provides an RJ45 network interfaces and standard DMX512 output interface (optional: with RDM)	

R-QUARTZ	<b>Quartz</b>	This is a quartz desk,Compatible with other TITAN system,Titan version 16, processor I7,Kingston 120G SSD, 8G memory, 90 minutes of ups power supply.	
R-TT2	<b>TIGER TOUCH II</b>	the Tiger Touch II equipped with version Titan 16,High quality electronic components to ensure the high speed and stable working ability. I7 CPU,8G memory, 120G hard disk.	
R-Arena	<b>Lights Desk Arena</b>	the Arena desk equipped with version Titan 16, processor I7,Kingston 120G SSD, 8G memory	
R-FW	<b>Fader Wing</b>	45 buttons, 6+2 faders. Extended configuration of GO+,Better tactile Touch.2048 parameter. 2 Type-c interface.Auxiliary enhanced power supply interface (most computers do not need to be connected). 1X MIDI 1X LTC 1X DMX IN 2X DMX OUT	
R-CW	<b>Command Wing</b>	67 buttons, 15+2 faders. Extended configuration of GO+,Better tactile Touch.4096 parameter. 2 Type-c interface. Main power supply interface (need to connect to the brand cell phone charging head) 1X MIDI 1X LTC 1X DMX IN 6X DMX OUT	

R-NPU	<b>NPU8</b>	Real-time calculation for up to 65,536 parameters with a Fnpu-8 system (up to 128 DMX universes),, 4,096 HTP/LTP parameters ,8 DMX512 outputs (XLR 5pin),, 1 internal command touch screen (7") 1 powerCON in and out,, 1 etherCON connector,, 3 USB 2.0 connectors	
R-NPUR	<b>NPU Artnet DMX Rack</b>	1pcs NPU8, 1pcs Artnet, 6pcs DMX splitters	
R-F1	<b>F1 PRO</b>	HD:60GB SSD,RAM: 4GB DDR3 1600 4 Attribute value encoder wheel A Master Fader 2 AB Fader 15 program playback Fader 15 program store function buttons Two 15.4 inch wide screen touch screen Full-size command keypad 6 DMX512 Outputs 1 LTC, 1 MIDI, 2 USB(A type) 1 Gigabit network interface	
R-F2	<b>F2 Light</b>	Real-time control for up to 65,536 parameters per session in connection with F NPU (equivalent to 128 DMX512 universes) 6 DMX512 Outputs, 2 internal TFT wide mode touchscreens (15.4" WXGA) 2 external TFT screens can be connected (UXGA, touchscreens accepted) 1 internal command screen – multi-touch (9" SVGA) , 15 motorized executor faders 2 etherCON connectors, 5 USB 2.0 connectors , 2 motorized A/B fader	
R-F3	<b>F3 Full Size</b>	Real-time control for up to 65,536 parameters per session in connection with F NPU (equivalent to 128 DMX512 universes) 6 DMX512 Outputs , 1 internal command touchscreen (9") 2 external TFT screens can be connected (UXGA, touchscreens accepted) 1 internal command screen – multi-touch (9" SVGA) 2 etherCON connectors, 5 USB 2.0 connectors , 2 motorized A/B fader	



<p>R-P20</p>	<p><b>Waterproof CEE Power Distribution</b></p>	<p>1pcs 5pin 63A CEE input  5pin 32A CEE in and out  12pcs 3pin 16A CEE out  <b>Can be customized according to customer request !</b></p>	
<p>R-D12P</p>	<p><b>DMX Dimmer Power Rack</b></p>	<p>12ch dimmer pack, 20A/ch.  12pcs CEE 16A outputs,  extra 6pcs CEE 16A through.  <b>Can be customized according to customer request !</b></p>	
<p>R-P24</p>	<p><b>Power Distribution SOCAPEX</b></p>	<p>16pcs 19pin socapex output (110v or 220v)  12 edison 110v output,  <b>Can be customized according to customer request !</b></p>	
<p>R-CHC</p>	<p><b>Chain Hoist Controller</b></p>	<p>5Pin CEE 32A input, 16A 4Pin CEE outputs (4ch / 8ch / 12ch), 2.2KW / channel, Schneider control system</p>	
<p>L-Tri3 / L-Tri5</p>	<p><b>RGB Animation Laser 3w / 5w</b></p>	<p>Full color RGB 3w / 5w,Scanner 30KPPS,angle +-25°,256 laser animated patterns,control by DMX512, voice control, self-propelled, computer ILDA, Artnet,or laser software such as Pangolin QSFB3/FB4 or Fire Phoenix.</p>	

<p>L-Tri10 / L-Tri15</p>	<p><b>RGB Animation Laser 10w / 15w</b></p>	<p>Full color RGB 10w / 15w,Scanner 30KPPS,angle +-25°,256 laser animated patterns,control by DMX512, voice control, self-propelled, computer ILDA, Artnet,or laser software such as Pangolin QSFB3/FB4 or Fire Phoenix.</p>	
<p>L-Tri20</p>	<p><b>RGB Animation Laser 20w</b></p>	<p>Full color RGB 20w,Scanner 30KPPS,angle +-25°,256 laser animated patterns,control by DMX512, voice control, self-propelled, computer ILDA, Artnet,or laser software such as Pangolin QSFB3/FB4 or Fire Phoenix.</p>	
<p>R-FX600</p>	<p><b>Spark Cold Fire Machine</b></p>	<p>This is a Spark Cold Fire Machine,spark height 1m to 5m, remote control and DMX control.</p>	
<p>R-HM2000</p>	<p><b>Haze Machine 2000w</b></p>	<p>This is a strong power haze machine with new technology, Continuous output,3500Cu ft/min .</p>	